

# EB 506



**Pel-Job**

# PRECISION AND FLEXIBILITY OF THE LOAD-SENSING




*Offering high-powered performance even in the worst possible conditions, with its powerful yet extremely quiet engine, this machine is equipped with the load-sensing system to give the operator perfect control when carrying out work. Its performance and reliability, as well as its many other qualities, will never cease to amaze you.*




\*A single immobilise key is specially designed for each machine: no risk of theft.

\* option




The quick coupling\* system enables bucket or accessory to be changed without the operator leaving the cab. Appreciated by all users, this device saves a lot of time and increases comfort considerably without altering the bucket's performances or sequence of operations.


(\*option)




Because some knocks are unfortunately unavoidable, the wrap-around counterweight protects the rear of the machine. The steel cover is mounted recessed in relation to the counterweight to improve its protection.




The wide soundproofed cover opens completely, giving excellent accessibility to the engine: all the maintenance and checking points are close at hand to save time. The steel cover is mounted recessed in relation to the counterweight to improve its protection.



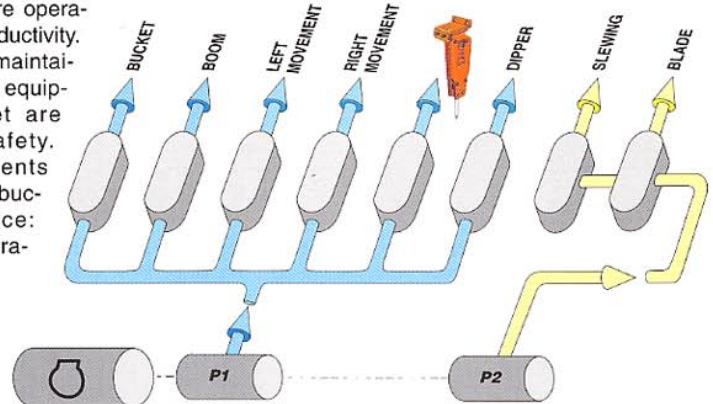
A Pel-Job exclusive: the radial piston slow slewing motor. This motor has a very high torque for flexible manoeuvres, and drives the crown directly without a mechanical reducer. The result is fewer moving parts and therefore less risk of wear. The automatic hydraulic brake integrated in the slewing motor immobilises the turret in all positions and guarantees optimum working safety even on a slope.



Continuous and immediate load sensing control of the hydraulic pump's flow and pressure to suit the work done by the excavator.



All hydraulic functions are independent and can be operated simultaneously : more operating comfort and productivity. Straight-line travel maintained even when the equipment or the turret are moving: more safety. Speed of movements independent of the bucket's resistant force: simplification of operation.



The hydrosensor valve (Pel-Job patent) on the slewing circuit damps the pressure peaks and hydraulic shocks common on starting and stopping on conventional circuits. The result: a progressive pressure increase, greater flexibility and precision and less stressed and therefore more reliable mechanical parts

# EB 506

## TECHNICAL DATA

Operational weight (1)	Steel tracks	Rubber tracks
Cab version	5055 kg	4777 kg
Ground pressure	0,35 kg/cm <sup>2</sup>	0,33 kg/cm <sup>2</sup>

Bucket performances	
Excavation force	3654 daN
Tear-out force	2733 daN

Buckets	
Standard bucket	600 mm (142 litres)
Other backhoe buckets available	from 350 to 900 mm (from 71 to 231 litres)
Cleaning bucket	1500 mm (244 litres)

Engine	
Type	Perkins 104.22, water-cooled 4-cylinder engine
Cubic capacity	2216 cc
Rated horsepower (SAE.J1349)	50 hp (36.8 kW) at 2800 rpm
Installed horsepower (D. 80/1269 CEE)	45.8 hp (33.7 kW) at 2500 rpm
Maximum torque (D. 80/1269 CEE)	139 Nm at 2050 rpm
Battery / Alternator	12 V - 95 AH / 12 V - 55 A
Engine monitoring	PUMA
Consumption (DIN 6270A)	5,5 litres/hour
Fuel tank capacity	80 litres
Maximum slope and bank	30° / 58% (engine's lubrication limit)

Load Sensing hydraulic system	
Controls	Power-assisted hydraulic controls
Equipment and travel pump	Variable capacity Load Sensing pump
Delivery and pressure	102.5 litres/min. at 250 bar
Delivery of attachment circuit	75 litres/min.
Blade and slewing pump	Gear pump
Delivery and pressure	40 litres/min. at 250 bar
Total capacity of circuit / tank	106 / 70 litres

Slewing system	
Axial piston slewing motor	Direct drive of the ring gear without reduction unit
Absorption of hydraulic shocks	Hydrosensor Shockless valve
Braking of slewing	Automatic multi-disc brake
Slewing speed	10 rpm

Lower chassis with hydraulic track tensioning	
Tractive force	4800 daN
Braking on the two gear motors	Automatic multi-disc parking brake
Travel speed	2 speeds : 2.8 and 5.0 km/h

Sound level (dynamic measurement)	
Sound level exterior (LwA)	99 dBA
Sound level in the cab (LpA)	79 dBA

Heated and ventilated cab	
Adjustable suspended seat	●
Seatbelt	●
FOPS 1 and TOPS protection	●
Radio pre-equipment	(with antenna and wiring)
Lighting	3 working lights

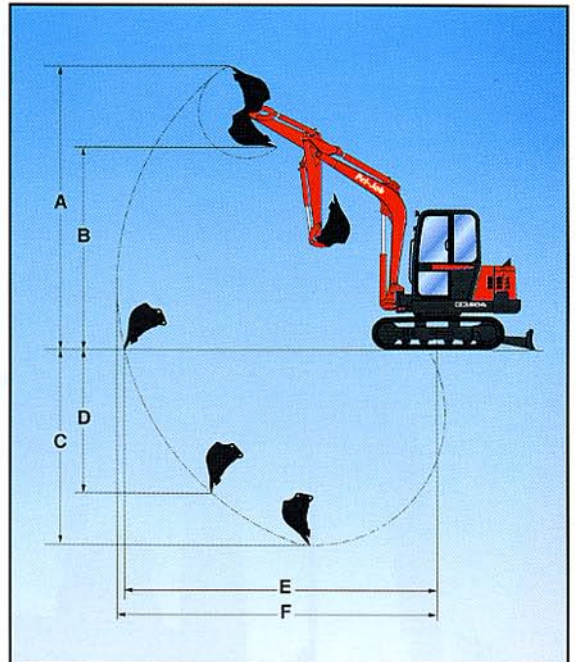
● : Standard equipment

(1) The operational weight corresponds to the weight of the machine in working order (with a standard bucket and the tanks full), to which is added 75 kg corresponding to the weight of the driver. (In order to obtain the machine's transport weight, 75 kg needs therefore to be taken from the operational weight).

### Other options and accessories available :

Hydraulic quick-release coupling	Catalytic exhaust	Revolving light	Safety valve for handling with overload indicator
Mechanical quick-release coupling	Rear working light	PUMA anti-theft system	Wide steel tracks (500 mm, +60 kg)
Organic hydraulic oil	Special paint	Working light on boom	

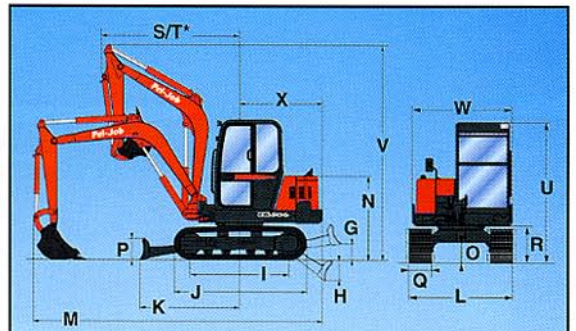
Refer also to the Pel-Job buckets and accessories catalogue



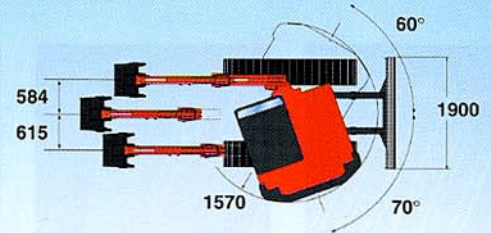
Arm	A	B	C*	C	D	E	F
1200 mm	5044	3594	3714	3514	2923	5583	5712
1900 mm	5250	3800	4111	3914	3315	5973	6092

\* Dig depth with blade down.

(mm)



\* Front turning circle with max. offset



G	H	I	J	K	L	M	N	O
676	413	1780	2388	1770	1850	5155	1444	370
P	Q	R	S	T	U	V	W	X
380	400*	676	2481	2090	2505	3861	1790	1480

\* Wide steel tracks (500 mm) (optional)

(mm)



Operator comfort is a priority for Pel-Job. The operator's cab is spacious and easily accessible. The hydraulic controls are power-assisted and very progressive for more flexibility and precision. Pel-Job's new ergonomic manipulators feel good and are complemented by side arm rests which give a natural and very comfortable operating position.



The PUMA system on the EB 506 continuously monitors all the machine's vital functions and immediately informs the operator if there is a fault. The operator is therefore free to concentrate fully on operating the machine.



Very effective corrosion protection: all the nuts and bolts, the pins and the hydraulic pipes are zinc-plated and passivated.



All the equipment's hoses are free and sheathed and therefore without friction or wear and are connected at the bottom of the boom for very quick replacement, if necessary. The boom is mounted on a double-swivel articulated pivot which enables a long pin to be mounted and provides greater rigidity in the boom-chassis link. The boom cylinder's rod is fully protected against any knocks by sturdy armoring.



The EB 506 is provided as standard with two travel speeds, including a fast speed to speed up machine travel on the site.



The radiators of the hydraulic circuit and engine are placed side by side to facilitate their cleaning. The battery and the air filter too are very easily accessible.



### **A technology to suit your needs.**

Choosing Volvo Construction Equipment machines means having high quality and high productivity. It also means being assured of the reliability of machines built to take into account the needs of the operator as well as those of the environment. From each range you can choose the machine most suited to your needs, enabling you to improve the profitability of even the most difficult site in complete safety.

*Compact & Service Equipment offers a complete range of compact excavators, compact loaders and excavators/loaders.*

**Ecomat Industrie S.A.** - Avenue Charles de Gaulle - BP 119  
F - 01303 Belley Cedex  
Tél. : +33 (0)4 79 81 15 09 - Fax : +33 (0)4 79 81 39 63

*In order to adapt their products continuously to suit the needs of users and the development of new techniques, Volvo Construction Equipment Group reserves the right to change their specifications without notice. The illustrations do not necessarily represent the standard versions of the machines.*

**Volvo Construction  
Equipment Group**

Ref. No. KON 2907725  
CST 21 3 432 1007  
Printed in France 04.98 N English